



Wood
playsets



BRINGING VALUE TO LIFE *Since 1988*



TABLE OF CONTENTS

Index	2
About Us	4
Quality/Craftsmanship	6
Lumber	8
Testimonial	9
Kids Health	10
FAQ's	12
Warranty	13
Space Shuttle Series	14
Pirate Ship Series	28
Teddy Bear Series	46
Build Your Own Adventure	58
Surfacing Options	70

SPACE SHUTTLE

-LARGE SERIES-

- 14 The Rocket Launcher Xtreme
- 16 The Moonwalk
- 18 The Space Station
- 20 The Launching Pad
- 22 The Space Walk
- 24 The Shooting Star
- 26 The Eclipse

PIRATE SHIP

-MEDIUM SERIES-

- 28 The Pirate's Palace
- 30 The Storm Chaser
- 32 The Sea King
- 34 The Sailor's Retreat
- 36 The Wave Rider
- 38 The Captain's Pearl
- 40 The Captain's Castle
- 42 The Safe Harbor
- 44 The Starboard Escape

TEDDY BEAR

-SMALL SERIES-

- 46 The Care Bear Castle
- 48 Cubby's Fort
- 50 The Wish Bear's Dream
- 52 The Honey Bear Hangout
- 54 Teddy's Tower
- 56 The Fuzzy Bear Ride
- 58 3D Design App

ABOUT US **KING SWINGS**

It all started 30 years ago in a 1600-square-foot workshop in Lancaster, PA. **King Swings**, a family owned and operated company, began designing, manufacturing, and installing swing sets. Today our production facility has swelled to 34,000 square feet. Made by some of the finest Amish craftsmen in the country, our swing sets will provide long hours of fun for your children and grandchildren.

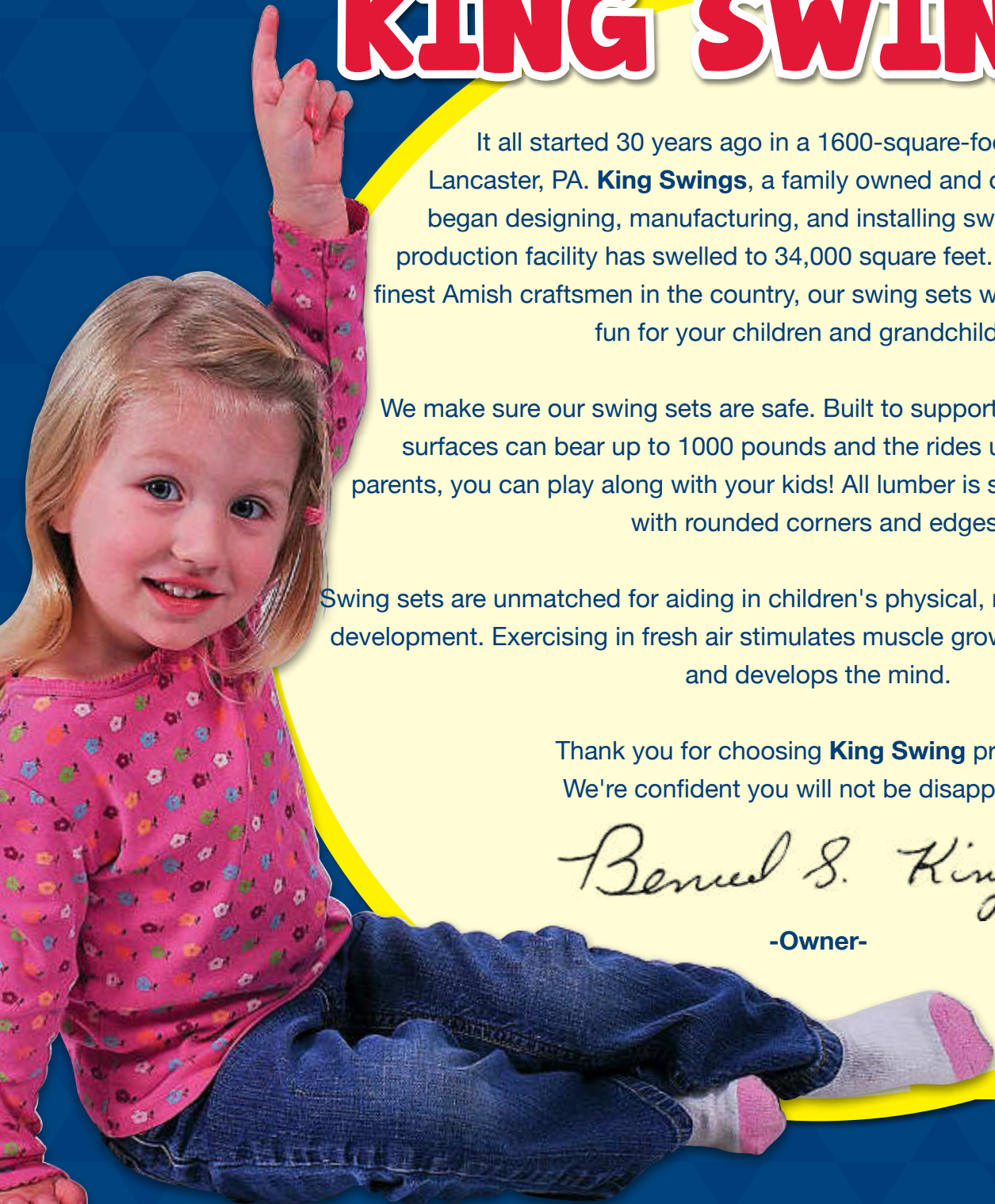
We make sure our swing sets are safe. Built to support adult weight, the deck surfaces can bear up to 1000 pounds and the rides up to 250 pounds. So parents, you can play along with your kids! All lumber is sanded to be splinter-free, with rounded corners and edges.

Swing sets are unmatched for aiding in children's physical, mental, social and emotional development. Exercising in fresh air stimulates muscle growth, increases coordination, and develops the mind.

Thank you for choosing **King Swing** products.
We're confident you will not be disappointed.

Bernard S. King

-Owner-



QUALITY'S IN THE DETAILS!



30 Year Weather Resistant Shingles



Heavy Duty A-Frames

Durable Heat Resistant Plastic



Easy Access Points & Safety Hand Rails

WHAT GOES INTO OUR SWINGSETS

It all starts with a tree. Trees grown in managed forests are a renewable resource that take less energy to produce than other building materials.



Wood is a wonderful building material for a variety of reasons. It can be cut, shaped and sanded easily. Finally, wood is just plain beautiful!



CUSTOMER TESTIMONIAL



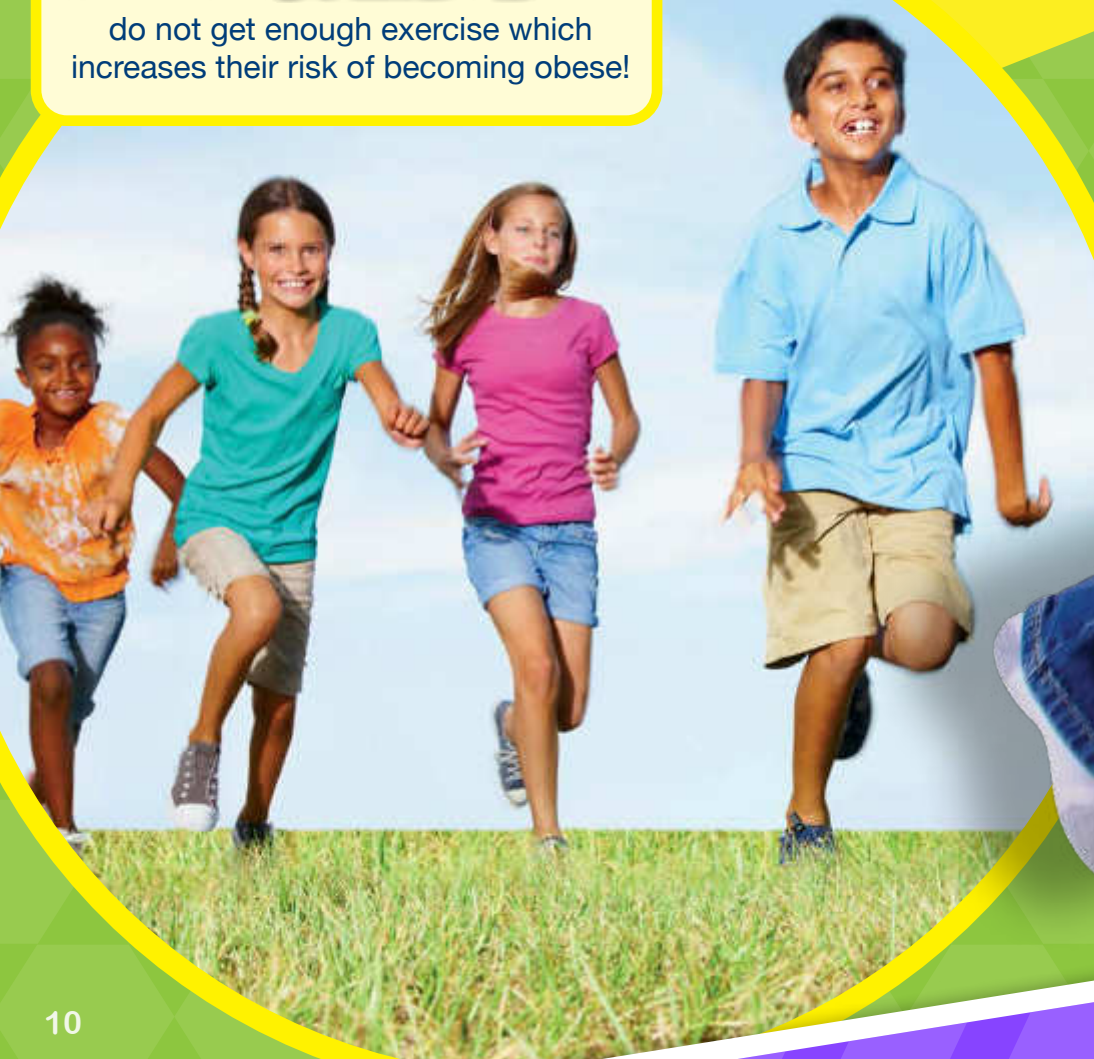
"We really appreciated the ability to custom design this swingset for our needs. We only had a small area available for it, and were able to put more action into that area than any other brand could. We would certainly deal with King Swings again in the future."

The Strasburg Railroad - Strasburg, PA

ACTIVE KIDS ^{Are} HEALTHY KIDS

DID YOU KNOW?
50% OF KIDS

do not get enough exercise which increases their risk of becoming obese!



SO GET OUT

& PLAY!

WHY BUY A SWING SET?

- Time outside lowers children's risk of hyperactivity and depression.
- Outside play stimulates kids' imaginations, expanding their creative thinking.
- Children who create and play together face-to-face get along better with others.
- Children who spend time outside are calmer.
- Fresh air and exercise help stave off infections, colds, and the flu.



FREQUENTLY ASKED **QUESTIONS?**

Q: Is pressure treated lumber safe for my children?

A: Yes, pressure treated lumber is 100% safe and environmentally friendly and is backed by a limited lifetime warranty.

Q: We may have to move within the near future, is now the time to buy a swingset?

A: It's simple! We offer full moving services on all our swing sets.

Q: How will my swingset be anchored into the ground?

A: All of our swing sets are anchored using 18" pieces of metal rebar.

Q: Can this lumber be painted or stained?

A: Yes, as long as the wood is completely dry, you can stain or paint your playset.

Q: Can a grown adult join in on the fun?

A: Sure, go out and enjoy some fun with your children! Our playdecks have a tip-proof design and will easily support an adult.

LIMITED LIFETIME & **5 YEAR WARRANTY**

King Swings warrants its swing sets used in residential applications. Warranties are for original purchaser at the original installation address. Any alterations, relocation, or improper installation of your playset will void the warranty.

King Swings warrants that workmanship of your playset will be without fault for up to 5 years. We extend a limited lifetime warranty on all pressure treated lumber against decay & insect damage. In addition, all canopies, sliding boards, metal components, swings and accessories are warranted for 5 years from purchase.

King Swings products are not warranted as being suitable for a particular purpose. The suitability of the product is for the purchaser to determine. This warranty does not cover normal wear and tear, failure to properly maintain the playset, or damage resulting from misuse or abuse of the product. All damage done by acts of nature such as lightning, storms, hurricanes, tornadoes, earthquakes or any extreme weather conditions are not covered.

King Swings reserves the right to request photographs and/or physical evidence of the product claimed to be defective, and to recover product prior to any warranty work being authorized. All shipments of products returned for inspection will be paid by consumer. If the defect is covered by manufacturers warranty, the manufacturer will remedy the warranty claim within a reasonable time frame.

The remedy will consist of repair or replacement of the defective piece unless it is not practical. If this would be the outcome manufacturer will reimburse the original purchaser for the value of the defective piece.

Adult supervision is recommended while children are enjoying their playset. All children must maintain a safe distance from moving play equipment. For safety and comfort reasons, the manufacturer reserves the right to make design & structural changes without notice.



THE ROCKET LAUNCHER XTREME

Play Deck Roofing Choices



Fabric



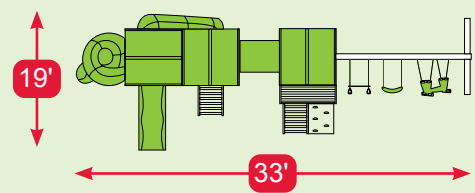
Poly



Clap Board



Did You Know?
Children who create and play together face-to-face get along better with others.



THE ROCKET LAUNCHER XTREME

- Border Needed:** 120'
- Rubber Mulch Needed:** 4 Ton
- Wood Mulch Needed:** 12 cu. yds.
- Weed Guard Needed:** 975 sq. ft.
- Total Space Needed:** 25' x 39'



Rear View

This Model Includes:

Towers	4x8 Double Deck, 4x6 Play Deck
Tower Connectors	3' Tunnel Tube
Slides	7' Turbo Tube Slide, 14' Avalanche Slide, 18' Ball Pit Blast
Climbers	5' Ladder, 5' Rock Climbing Wall/Ladder Combo
Sandbox	4' x 4' (12 Bags of Sand Needed)

Roof Type	Fabric
Swing Bar	3 Position 8' Standard Beam
Rides	Belt Swing, Trapeze Bar, Plastic Glider, Deluxe Toddler Swing
Fun Accessories	Ship Wheel, Telescope, Tic-Tac-Toe, Ball Pit w/ 1500 Playballs

THE MOON WALK

Play Deck Roofing Choices



Fabric



Poly

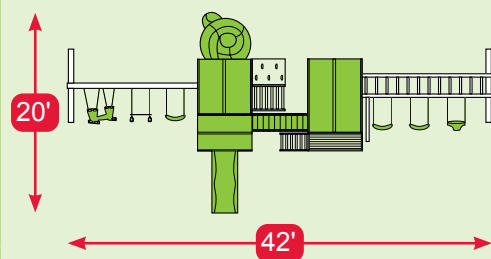


Clap Board

Playhouse Roofing



Asphalt



THE MOON WALK

Border Needed:	140'
Rubber Mulch Needed:	5 Ton
Wood Mulch Needed:	15 cu. yrds.
Weed Guard Needed:	1250 squ. ft.
Total Space Needed:	26' x 48'

This Model Includes:

Towers	4x8 Double Deck, 6x6 Playhouse w/ 2' x 6' Deck
Tower Connectors	Wobbly Bridge
Slides	7' Turbo, 10' Waterfall Slide
Climbers	7' Rock Climbing Wall/Ladder Combo, Staircase
Sandbox	4' x 4' and 6' x 6' (39 Bags of Sand Needed)

Roof Type	Poly
Swing Bar	3 Position 10' High Beam, 3 Position Monkey Bar
Rides	3 Belt Swings, Trapeze Bar, Plastic Glider, Deluxe Toddler Swing
Fun Accessories	Fire Pole, Picnic Table, 2 Telescopes, 2 Ship Wheels, 1 Bubble Panel, 1 Tic-Tac-Toe

THE SPACE STATION

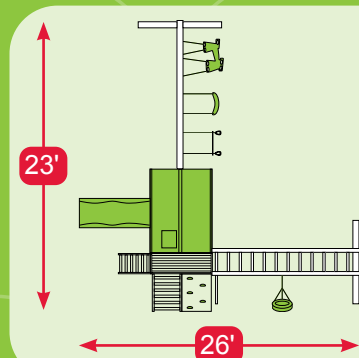
Playhouse Roofing



Asphalt

Did You Know?

Kids who play video games have shorter attention spans than those who exercise.



THE SPACE STATION

- Border Needed:** 112'
- Rubber Mulch Needed:** 3 Ton
- Wood Mulch Needed:** 9 cu. yds.
- Weed Guard Needed:** 925 squ. ft.
- Total Space Needed:** 29' x 32'



SB - Stained

This Model Includes:

- Towers** 6' x 6' Playhouse w/ 2' Deck
- Tower Connectors** N/A
- Slides** 10' Waterfall Slide
- Climbers** 5' Climbing Wall/Cargo Net Combo Starcase
- Sandbox** 6' x 6' (27 Bags of Sand Needed)

- Roof Type** Asphalt
- Swing Bar** 3 Position Monkey Bar, 3 Position 10' High Beam
- Rides** Belt Swing, Trapeze, Plastic Glider, Tire Swing
- Fun Accessories** Ship Wheel, Telescope

THE LAUNCHING PAD

Play Deck Roofing Choices

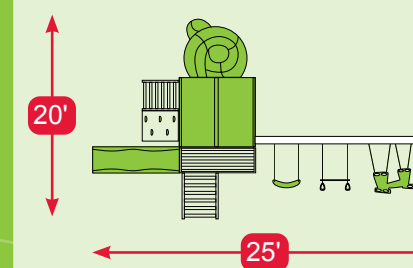


Fabric

Poly

Clap Board

THE LAUNCHING PAD



Border Needed:
98'
Rubber Mulch Needed:
2 Ton
Wood Mulch Needed:
6 cu. yds.
Weed Guard Needed:
800 sq. ft.
Total Space Needed:
26' x 31'

This Model Includes:


Towers	6' x 8' Double Deck Playhouse Tower
Tower Connectors	N/A
Slides	10' Waterfall Slide, 7' Turbo Tube Slide
Climbers	Staircase, 7' Rock Climbing Wall Ladder Combo
Sandbox	4' x 6' (18 Bags of Sand Needed)
Roof Type	Fabric
Swing Bar	3 Position 10' High Beam
Rides	Belt Swing, Trapeze, Plastic Glider
Fun Accessories	1 Ship Wheel, 2 Telescope



Rear View

THE SPACE WALK

Play Deck Roofing Choices



Fabric

Plastic

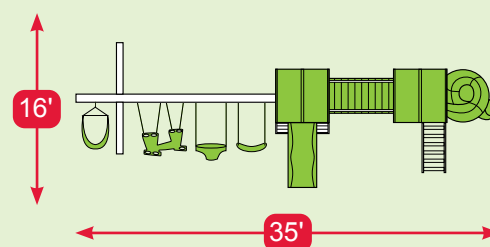
Poly

Clap Board



Did You Know?

Kids do better on tests when they play first because of increased brain oxygen.



THE SPACE WALK

Border Needed: 138'
Rubber Mulch Needed: 3 Ton
Wood Mulch Needed: 10 cu. yds.
Weed Guard Needed: 966 squ. ft.
Total Space Needed: 23' x 42'

This Model Includes:

Towers	(2) 4' x 4' Playdecks
Tower Connectors	Wobbly Bridge
Slides	5' Super Spiral Slide, 10' Waterfall Slide
Climbers	Ramp
Sandbox	4' x 4' (12 Bags of Sand Needed)

Roof Type	Plastic
Swing Bar	4 Position 8' Standard Beam
Rides	Belt Swing, Deluxe Toddler Swing, Plastic Glider, Hammock Swing
Fun Accessories	Ship Wheel, Telescope, Lemonade Stand w/ 2 chairs, Decking and Railing under tower



THE SHOOTING STAR

Play Deck Roofing Choices

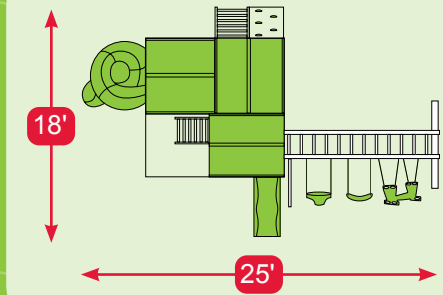


Fabric

Poly

Clap Board

THE SHOOTING STAR



Border Needed:
110'
Rubber Mulch Needed:
2 Ton
Wood Mulch Needed:
6 cu. yds.
Weed Guard Needed:
770 sq. ft.
Total Space Needed:
24' x 32'

This Model Includes:

Towers	8' x 8' Triple Deck Tower
Tower Connectors	N/A
Slides	7' Super Spiral Slide, 8' Waterfall Slide
Climbers	3' Ladder, 4' Ladder, 5' Rock Climbing Wall/ Ladder Combo
Sandbox	4' x 4' (12 Bags of Sand Needed)
Roof Type	Clapboard
Swing Bar	3 Position Monkey Bar
Rides	Belt Swing, Infant Bucket, Plastic Glider
Fun Accessories	4" Picnic Table, Tic-Tac-Toe, 2 Telescopes, 1 Periscope, 2 Ship Wheels, Steering Wheel, Bubble Panel, Fire Pole, Ball Pit w/ 1500 Playpen Balls



THE ECLIPSE

Play Deck Roofing Choices

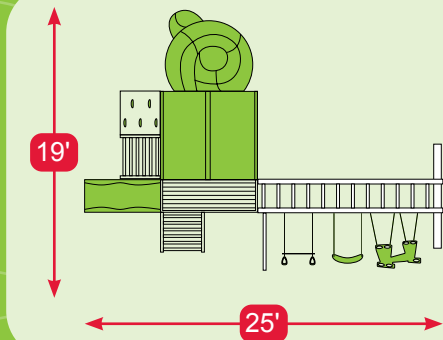


Fabric

Poly

Clap Board

THE ECLIPSE



Border Needed:
98'
Rubber Mulch Needed:
2 Ton
Wood Mulch Needed:
6 cu. yds.
Weed Guard Needed:
800 squ. ft.
Total Space Needed:
25' x 31'

This Model Includes:

Towers	6' x 8' Double Deck
Tower Connectors	N/A
Slides	7' Turbo Tube Slide, 10' Waterfall Slide
Climbers	7' Rock Climbing Wall/Ladder Combo, Staircase
Sandbox	4' x 6' (18 Bags of Sand Needed)
Roof Type	Clapboard
Swing Bar	3 Position Monkey Bar
Rides	Belt Swing, Trapeze, Plastic Glider
Fun Accessories	4' Picnic Table, Bubble Panel, Tic-Tac-Toe, Ship Wheel, Telescope, Fire Pole



THE PIRATE'S PALACE

Border Needed:

98'

Rubber Mulch Needed:

2 Ton

Wood Mulch Needed:

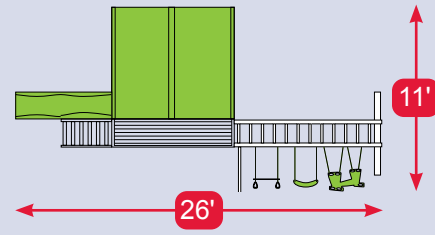
6 cu. yds.

Weed Guard Needed:

545 squ. ft.

Total Space Needed:

17' x 32'




This Model Includes:

Towers	6' x 6' Playhouse with 2' Front Deck
Tower Connectors	N/A
Slides	10' Waterfall Slide
Climbers	Staircase
Sandbox	6' x 6' (27 Bags of Sand Needed)
Roof Type	Asphalt
Swing Bar	3 Position Monkey Bar
Rides	Trapeze, Belt Swing, Plastic Glider
Fun Accessories	Ship Wheel, Telescope, Fire Pole



S-I - Stained

Playhouse Roofing



Asphalt

THE PIRATE'S PALACE



THE STORM CHASER

Play Deck Roofing Choices



Fabric



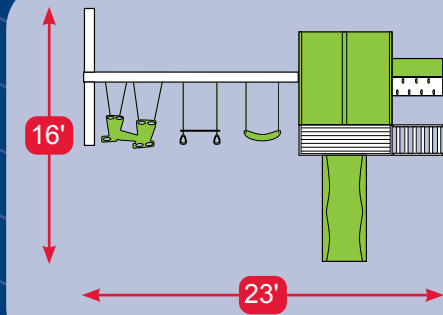
Poly



Clap Board



THE STORM CHASER



- Border Needed:** 100'
- Rubber Mulch Needed:** 2 Ton
- Wood Mulch Needed:** 7 cu. yds.
- Weed Guard Needed:** 638 squ. ft.
- Total Space Needed:** 22' x 29'

This Model Includes:

Towers	6' x 8' Playdeck w/ decking under tower and clubhouse walls
Tower Connectors	N/A
Slides	10' Waterfall Slide
Climbers	Staircase, 5' climbing wall/ladder combo
Sandbox	N/A
Roof Type	Plastic
Swing Bar	3 Position 8' Standard Beam
Rides	Belt Swing, Trapeze Bar, Plastic Glider
Fun Accessories	Ship Wheel, Telescope, Tic-Tac-Toe



Rear View

THE SEA KING

THE SEA KING

Play Deck Roofing Choices



Fabric Poly Clap Board

Border Needed:
98'

Rubber Mulch Needed:
2 Ton

Wood Mulch Needed:
6 cu. yds.

Weed Guard Needed:
545 squ. ft.


Total Space Needed:
17' x 31'

This Model Includes:

Towers	6' x 8' Play Deck
Tower Connectors	N/A
Slides	10' Waterfall Slide
Climbers	5' Full Width Rock Climbing Wall, Staircase
Sandbox	6' x 6' (27 Bags of Sand Needed)
Roof Type	Fabric
Swing Bar	3 Position Monkey Bar
Rides	Belt Swing, Trapeze, Plastic Glider
Fun Accessories	Telescope, Ship Wheel, Fireman's Pole



Over-sized family play deck!



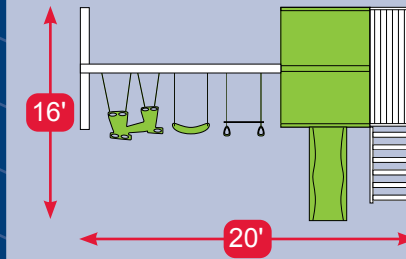
THE SAILOR'S RETREAT

Playhouse Roofing



Asphalt

THE SAILOR'S RETREAT



- Border Needed:** 96'
- Rubber Mulch Needed:** 2 Ton
- Wood Mulch Needed:** 7 cu. yds.
- Weed Guard Needed:** 575 sq. ft.
- Total Space Needed:** 22' x 26'

This Model Includes:

Towers	6' x 6' Playhouse with 2' Front Deck
Tower Connectors	N/A
Slides	10' Waterfall Slide
Climbers	Staircase
Sandbox	6' x 6' (27 Bags of Sand Needed)
Roof Type	Asphalt
Swing Bar	3 Position 10' High Beam
Rides	Belt Swing, Plastic Glider, Trapeze
Fun Accessories	Ship Wheel, Telescope



S-C - Stained

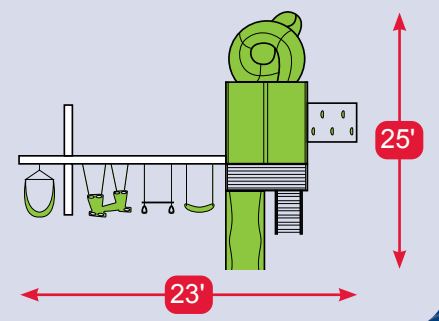
THE WAVE RIDER

THE WAVE RIDER

Play Deck Roofing Choices



- Border Needed:** 122'
- Rubber Mulch Needed:** 3 Ton
- Wood Mulch Needed:** 9 yrds.
- Weed Guard Needed:** 924 squ. ft.
- Total Space Needed:** 33' x 28'



This Model Includes:

Towers	6' x 8' Playdeck w/ 6' deck height
Tower Connectors	N/A
Slides	6' Super Spiral Slide, 14' Avalanche Slide
Climbers	6' Ladder, 6' Full Width Climbing Wall
Sandbox	6' x 6' (27 bags of sand needed)
Roof Type	Plastic
Swing Bar	4 Position 10' High Beam
Rides	Belt Swing, Trapeze Bar, Plastic Glider, Hammock Swing, 3 Rope Tire Swing
Fun Accessories	Telescope, Ship Wheel



**Shown with
6' Deck Height**

THE CAPTAIN'S PEARL

Play Deck Roofing Choices



Fabric

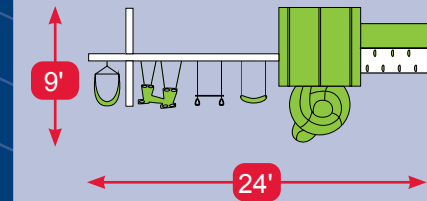


Poly



Clap Board

THE CAPTAIN'S PEARL



Border Needed:
96 ft.
Rubber Mulch Needed:
2 Ton
Wood Mulch Needed:
5 yds.
Weed Guard Needed:
450 squ. ft.
Total Space Needed:
15' x 32'

This Model Includes:

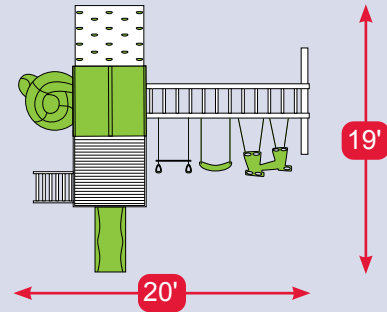
Towers	6' x 6' Play deck w/ 6' deck height
Tower Connectors	N/A
Slides	6' Super Spiral Slide
Climbers	6' Climbing Wall/Ladder Combo
Sandbox	N/A
Roof Type	Plastic
Swing Bar	4 position 10' high beam
Rides	Belt Swing, Trapeze Bar, Plastic Glider, Hammock Swing
Fun Accessories	Ship Wheel, Telescope, Tea Table and Chairs, Decking Under Tower



Shown with
6' Deck Height

THE CAPTAIN'S CASTLE

Border Needed:
108'
Rubber Mulch Needed:
2 Ton
Wood Mulch Needed:
7 yds.
Weed Guard Needed:
729 squ. ft.
Total Space Needed:
27' x 27'



This Model Includes:


Towers	4' x 8' Double Deck
Tower Connectors	N/A
Slides	10' Waterfall Slide, 7' Super Spiral Slide
Climbers	5' Ladder, 7' full width climbing wall
Sandbox	4' x 4' (12 Bags of Sand Needed)
Roof Type	Plastic with Pergola
Swing Bar	3 Position Monkey Bar
Rides	Belt Swing, Trapeze Bar, Plastic Glider, Hammock Swing
Fun Accessories	Telescope, Tic-Tac-Toe, Fireman's Pole



Play Deck Roofing Choices

Fabric Plastic Poly Clap Board

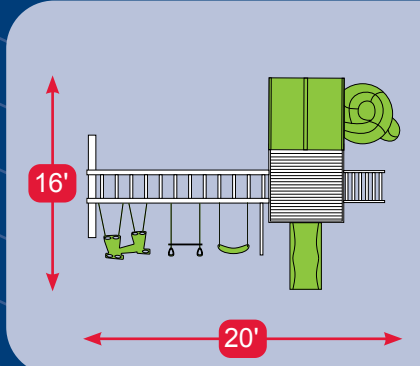
THE CAPTIAN'S CASTLE



THE SAFE HARBOR



THE SAFE HARBOR



Border Needed:
98'

Rubber Mulch Needed:
2 Ton

Wood Mulch Needed:
6 yds.

Weed Guard Needed:
600 squ. ft.

Total Space Needed:
22' x 27'

This Model Includes:

Towers	4' x 8' Split Level Playdeck
Tower Connectors	N/A
Slides	6' Super Spiral Slide, 10' Waterfall Slide
Climbers	5' Ladder
Sandbox	4' x 4' (12 Bags of Sand Needed)
Roof Type	Plastic
Swing Bar	3 Position Monkey Bar
Rides	Belt Swing, Trapeze Bar, Plastic Glider, Deluxe Toddler Swing
Fun Accessories	Ship Wheel, Telescope, Tic-Tac-Toe, Fireman's Pole

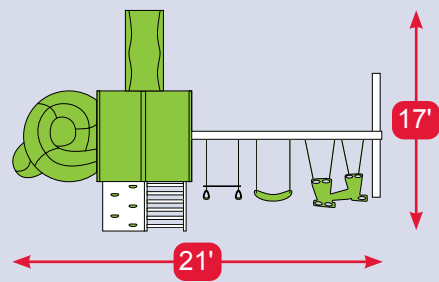


THE STARBOARD ESCAPE

THE STARBOARD ESCAPE




- Border Needed: 86'
- Rubber Mulch Needed: 2 Ton
- Wood Mulch Needed: 6 yrds.
- Weed Guard Needed: 595 squ. ft.
- Total Space Needed: 23' x 27'



This Model Includes:

Towers	4' x 6' Playdeck
Tower Connectors	N/A
Slides	10' Waterfall Slide, 5' Super Spiral Slide
Climbers	5' Rock Climbing Wall/Ladder Combo
Sandbox	4' x 4' (12 Bags of Sand Needed)
Roof Type	Plastic
Swing Bar	3 Position 8' Standard Beam
Rides	Plastic Glider, Belt Swing, Trapeze
Fun Accessories	Tic-Tac-Toe, Telescope, Ship Wheel



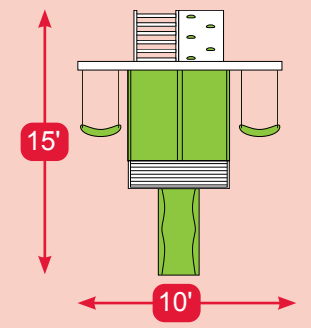
THE CARE BEAR CASTLE



Play Deck Roofing Choices

- Fabric
- Plastic
- Poly
- Clap Board

THE CARE BEAR CASTLE



- Border Needed:** 64'
- Rubber Mulch Needed:** 1 Ton
- Wood Mulch Needed:** 3 cu. yds.
- Weed Guard Needed:** 240 sq. ft.
- Total Space Needed:** 12' x 20'

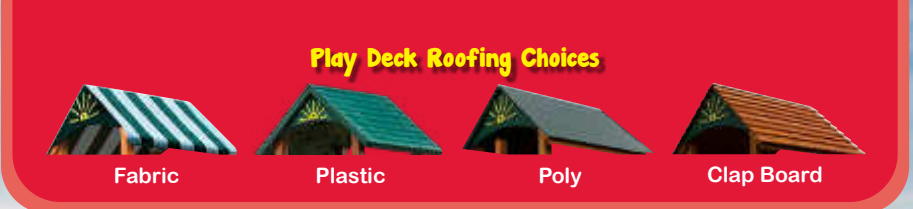
This Model Includes:

Towers	4' x 6' Playdeck
Tower Connectors	N/A
Slides	10' Waterfall Slide
Climbers	5' Rock Climbing Wall/Ladder Combo
Sandbox	4' x 4' (12 Bags of Sand Needed)
Roof Type	Fabric
Swing Bar	2 Position 8' Standard Beam
Rides	2 Belt Swing
Fun Accessories	Telescope, Ship Wheel

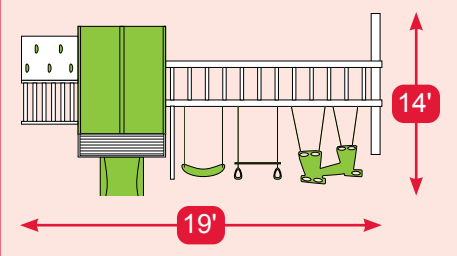


CUBBY'S FORT

CUBBY'S FORT




- Border Needed:** 80'
- Rubber Mulch Needed:** 1 Ton
- Wood Mulch Needed:** 4 yrds.
- Weed Guard Needed:** 335 squ. ft.
- Total Space Needed:** 20' x 25'



This Model Includes:

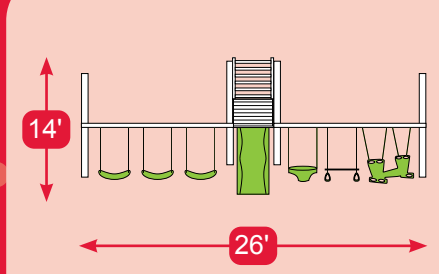
Towers	4' x 6' Playdeck
Tower Connectors	N/A
Slides	10' Waterfall Slide
Climbers	5' Rock Climbing Wall/Ladder Combo
Sandbox	4' x 4' (12 Bags of Sand Needed)
Roof Type	Clapboard
Swing Bar	3 Position Monkey Bar
Rides	Belt Swing, Trapeze, Plastic Glider
Fun Accessories	Telescope, Ship Wheel, Tic-Tac-Toe, Fire Pole



THE WISH BEAR'S DREAM




THE WISH BEAR'S DREAM



- Border Needed:** 96'
- Rubber Mulch Needed:** 2 Ton
- Wood Mulch Needed:** 6 cu. yds.
- Weed Guard Needed:** 540 sq. ft.
- Total Space Needed:** 18' x 30'

This Model Includes:

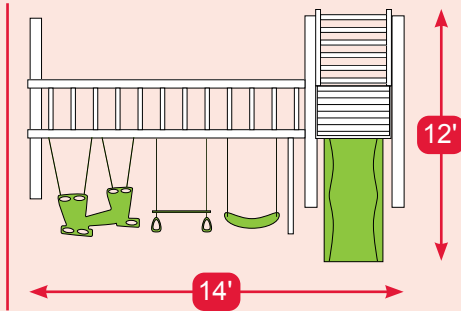
Towers	2' x 2' Playdeck
Tower Connectors	N/A
Slides	10' Waterfall Slide
Climbers	5' Ladder
Sandbox	2' x 2' (3 bags of sand needed)
Roof Type	N/A
Swing Bar	(2) 3 Position 8' Standard Beams
Rides	3 Belt Swings, Trapeze Bar, Plastic Glider, Deluxe Toddler Swing
Fun Accessories	Telescope



THE HONEY BEAR HANGOUT


THE HONEY BEAR HANGOUT

- Border Needed:** 68'
- Rubber Mulch Needed:** 1 Ton
- Wood Mulch Needed:** 3 cu. yds.
- Weed Guard Needed:** 288 sq. ft.
- Total Space Needed:** 16' x 18'



This Model Includes:

Towers	2' x 2' Playdeck
Tower Connectors	N/A
Slides	10' Waterfall Slide
Climbers	5' Ladder
Sandbox	2' x 2' (3 bags of sand needed)
Roof Type	N/A
Swing Bar	3 Position Monkey Bar
Rides	Belt Swing, Trapeze, Plastic Glider
Fun Accessories	Telescope, Fireman's Pole



TEDDY'S TOWER

Play Deck Roofing Choices



Fabric



Plastic

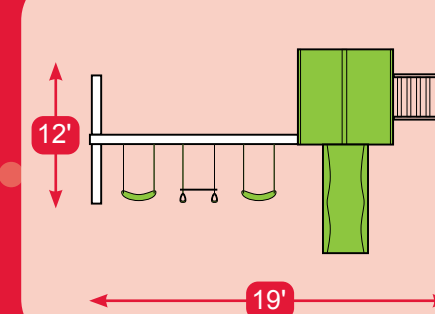


Poly



Clap Board

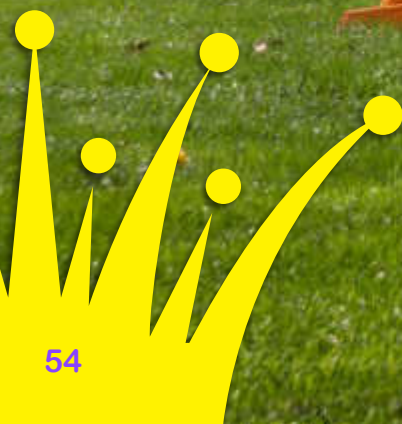
TEDDY'S TOWER



- Border Needed:**
80'
- Rubber Mulch Needed:**
1 Ton
- Wood Mulch Needed:**
5 cu. yds.
- Weed Guard Needed:**
480 sq. ft.
- Total Space Needed:**
18' x 25'

This Model Includes:

Towers	4' x 4' Playdeck
Tower Connectors	N/A
Slides	10' Waterfall Slide
Climbers	5' Ladder
Sandbox	4' x 4' (12 Bags of Sand Needed)
Roof Type	Fabric
Swing Bar	3 Position 8' Standard Beam
Rides	2 Belt Swings, Trapeze
Fun Accessories	Telescope, Ship's Wheel



THE FUZZY BEAR RIDE

Play Deck Roofing Choices



Fabric



Plastic



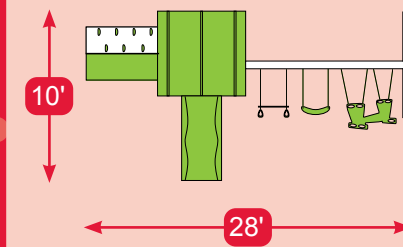
Poly



Clap Board



THE FUZZY BEAR RIDE



- Border Needed:** 100'
- Rubber Mulch Needed:** 2 Ton
- Wood Mulch Needed:** 6 yds.
- Weed Guard Needed:** 576 sq. ft.
- Total Space Needed:** 16' x 36'



This Model Includes:

Towers	6' x 6' Playdeck
Tower Connectors	N/A
Slides	10' Waterfall Slide
Climbers	5' Climbing Wall/Ladder Combo
Sandbox	6' x 6' (24 bags of sand needed)
Roof Type	Fabric
Swing Bar	4 Position 8' Standard Beam
Rides	1 Belt Swing, Trapeze Bar, Plastic Glider
Fun Accessories	Ship Wheel, Telescope, Tic-Tac-Toe



DESIGN YOUR PLAYSET

Create your dream playset on our new app!
Or visit create.kingswingsets.com



THE SKY IS THE LIMIT!

1 CHOOSE YOUR FINISH

Stained

Our stained sets are built of pressure treated yellow pine lumber, covered with a high quality, penetrating oil based stain. This attractive stain will keep your playset beautiful for years to come.



Painted

Our painted sets are built of pressure treated yellow pine lumber, covered with a high quality water based paint. We have 13 different paint colors to choose from. Only playhouses and playdecks are available with paint. No components that touch the ground will be painted. (Example: A-frames, monkey bars, and sand boxes are cedar stained)



2 CHOOSE YOUR TOWER




4x8 Double Deck
(5' & 7' Deck Height)



6x6 Playhouse
(5' Deck Height)



6x8 Double Deck
Playhouse Tower
(5' & 7' Deck Height)



8x8 Triple Deck Tower
(4', 5' & 7' Deck Height)



4x8 Split Level Deck
(4' & 5' Deck Height)



4x6 Playdeck
(5' Deck Height)



6x6 Playdeck
(5' Deck Height)



6x8 Double Deck
(5' & 7' Deck Height)



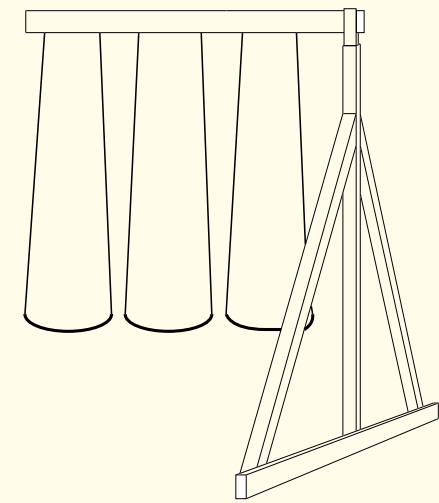
6x8 Playdeck
(5' Deck Height)



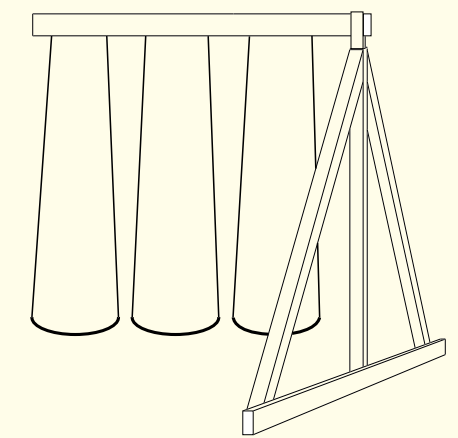
4x4 Playdeck
(5' Deck Height)




4 CHOOSE YOUR SWING BEAM



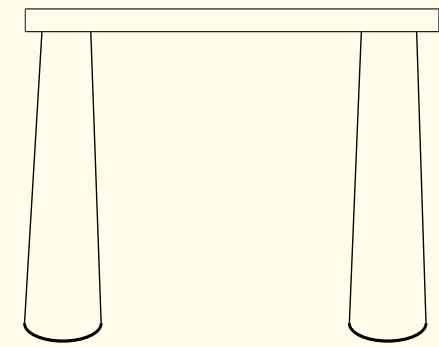
3 Position High Beam
(Approx. 10 ft. High)



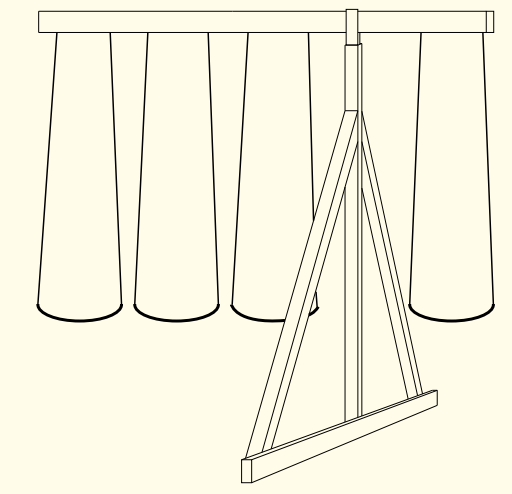
3 Position Standard Beam
(Approx. 8 ft. High)




3 Position Monkey Bar
(Approx. 8 ft. High)



2 Position Beam
(Approx. 8 ft. High)




4 Position Standard or High Beam
(8 or 10 ft. High)



4 Position Monkey Bar
(Approx. 8 ft. High)

3 ADD A TOWER WITH A CONNECTOR




Wobbly Bridge
(8')



Solid Bridge
(6', 8', 10', 12')



Tunnel
(3', 6', 9')



S Tunnel
(48" offset)

CHOOSE YOUR SLIDE



10 ft. Waterfall Slide
(5 ft. Deck Height)




10 ft. Avalanche Slide (5 ft. Deck Height)
14 ft. Avalanche Slide (6ft. or 7 ft. Deck Height)



5 ft. Turbo Tube Slide (5 ft. Deck Height)
6 ft. Turbo Tube Slide (6 ft. Deck Height)
7 ft. Turbo Tube Slide (7 ft. Deck Height)
9 ft. Turbo Tube Slide (9 ft. Deck Height)



3 ft. Tunnel Express Slide (3 ft. Deck Height)
5 ft. Tunnel Express Slide (5 ft. Deck Height)
7 ft. Tunnel Express Slide (6 ft. Deck Height)
9 ft. Tunnel Express Slide (7 ft. Deck Height)



3 ft. Sidewinder Slide (3 ft. Deck Height)
5 ft. Sidewinder Slide (5 ft. Deck Height)
7 ft. Sidewinder Slide (7 ft. Deck Height)
9 ft. Sidewinder Slide (9 ft. Deck Height)



3 ft. Super Spiral Slide (3 ft. Deck Height)
5 ft. Super Spiral Slide (5 ft. Deck Height)
6 or 7 ft. Super Spiral Slide (6 or 7 ft. Deck Height)
9 ft. Super Spiral Slide (9 ft. Deck Height)



3 ft. Slope Tunnel (2 ft. Drop)



Clear Elbow Tunnel



Crawl Tunnel (2 ft. Drop)



Clear Straight Tunnel



18 ft. Ball Pit Blast

All Slides available in:

- Blue
- Yellow
- Green
- Red



6 CHOOSE YOUR CLIMBER



5 or 6 ft. Climbing Wall/Ladder Combo



5, 6 or 7 ft. Full Width Climbing Wall



5, 6 or 7 ft. Cargo Net



5, 6 or 7 ft. Ladder



7 ft. Climbing Wall/Ladder Combo



Staircase



7 CHOOSE YOUR ROOFTOP



Fabric

Red

Blue

Green



Clap Board (only available in cedar stain)

Asphalt Shingles (only available on playhouse)

Blue

Red

Cedar

Black

Green

Light Gray

Weather Wood



Plastic

Red

Blue

Green



Poly

Red

Blue

Green

BALL PIT

Let your kids dive-in and bury themselves in these clean and safe lightweight balls. The wiggles and giggles are sure to follow!

INCLUDES 1500 BALLS!



8

CHOOSE YOUR SWINGS



Belt Swing



Trapeze/Rings



Bucket Swing



Deluxe Toddler Swing



Buoy Ball



Buoy Ball/Trapeze Combo



2 Rope Tire Swing



3 Rope Tire Swing



Plastic Glider



Together Swing



Hammock Swing



4 Rope Tire Swing



Web Swing



Surf Swing

9

CHOOSE YOUR Fun Accessories



Firemans Pole



Steering Wheel




Ships Wheel




Telescope




Spotlight




Tic-Tac-Toe



Periscope



Bubble Panel



Bubble Tube Panel



Binoculars



Megaphone



4 or 6 ft. Picnic Table



Tea Table and 2 Chairs



2x4, 4x4, 4x8, 6x6 Sandbox Covers



Personalized Engraved Wooden Name Plaques Available for ALL MODELS

Mulch, Edging & Weed Guard



Swing & Slide Mat


10 SURFACING OPTIONS

1. Rubber Mulch:

- Exceptional shock absorbancy
- Reduced risk of playground injuries
- Minimal Maintenance
- Dries quickly after rain
- Will not decompose
- Will not fade
- Non-Staining
- Non-toxic
- Does not freeze
- 99.9% Steel Free



Rubber Mulch Colors



2. Wood Mulch:

For a traditional play area, we also offer wood mulch. Enjoy a play area like you had when you were a kid!

3. FLEX-WALL Edging:

Keep your play area neat and tidy with our flexible plastic edging that looks like real stone and installs quickly and easily.

4. Weed Guard:

Keep the weeds where they belong, outside of your play area, with our landscaping screen. Our screen comes in wide rolls and can be cut to the desired length for your playset.

FLEX-WALL Edging



Cobblestone Graystone Sandstone





Thank You!

For Choosing King Swings

Enjoy!



Your Local Dealer:



@kingswings



kingswings1988



King Swings



KingSwingSets